



Photo by [Luke Stackpoole](#) on [Unsplash](#)

# Εισαγωγή στον σχεδιασμό των διαφορετικών χώρων μιας κατοικίας

Επιμέλεια: Φ. Μπουγιατιώτη,  
Επικ. Καθηγήτρια ΕΜΠ

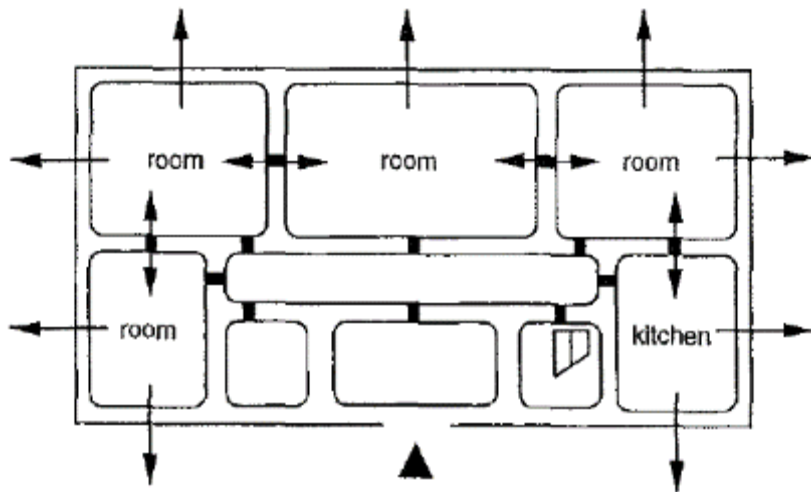
---

# Εισαγωγή


Βασικές αρχές σχεδιασμού

# Σχεδιασμός κάτοψης

Ξεχωριστοί επιμέρους χώροι  
συνδεόμενοι μέσω διαδρόμου



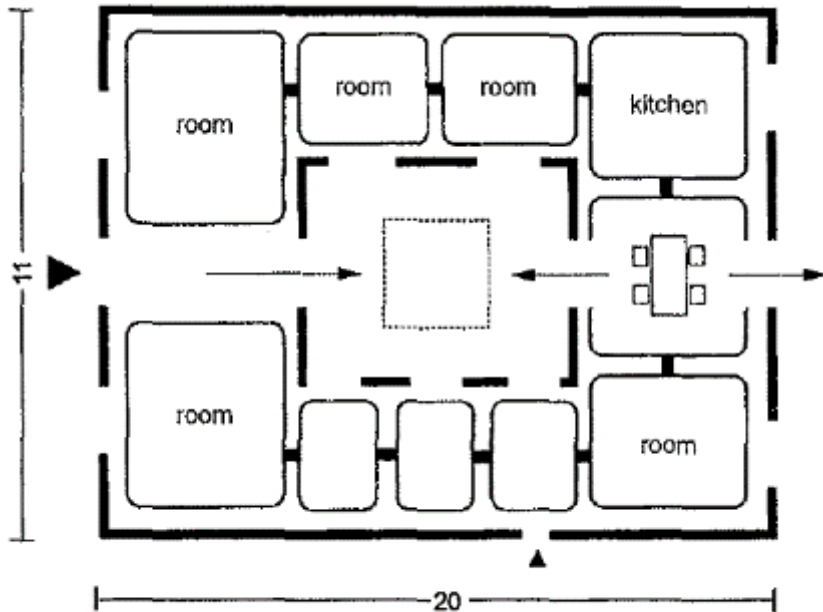
1 The 18th-century house



# Σχεδιασμός κάτοψης

Ξεχωριστοί επιμέρους χώροι  
συνδεόμενοι μέσω αιθρίου\*

\*Θυμηθείτε τη γεωμετρία του  
αιθρίου κατά ΝΟΚ Ν.4067/2012



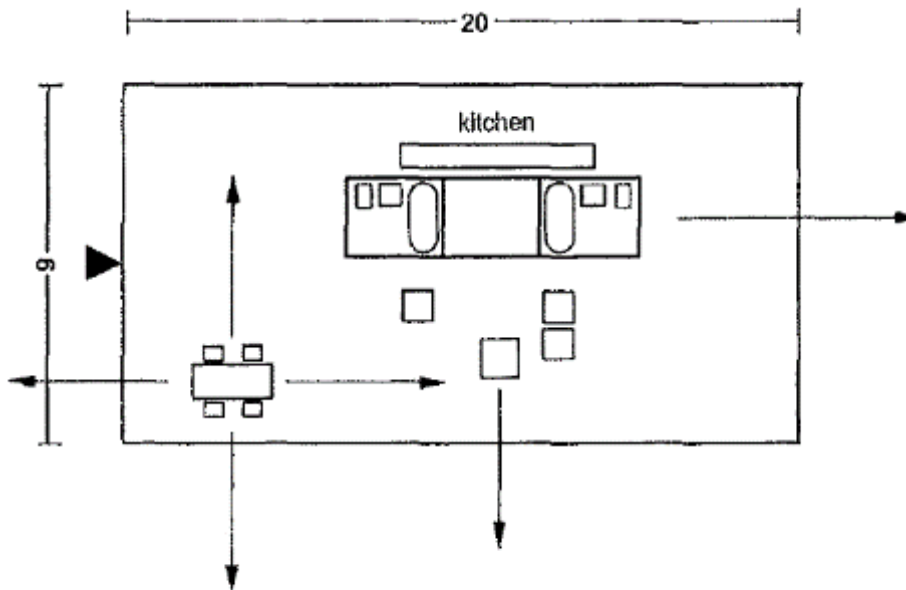
2 The atrium house

Ernst & Peter Neufert, 2012. Architect's data. 4th edition.

<https://www.dwell.com/article/modern-homes-with-atriums-4ff422a2>

# Σχεδιασμός κάτοψης

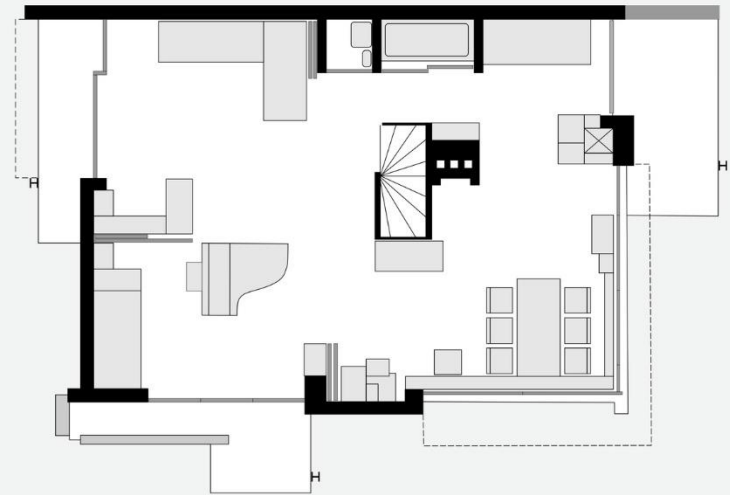
«Ανοιχτή» κάτοψη



3 The open plan



Gerrit Rietveld (1924) Schröder House

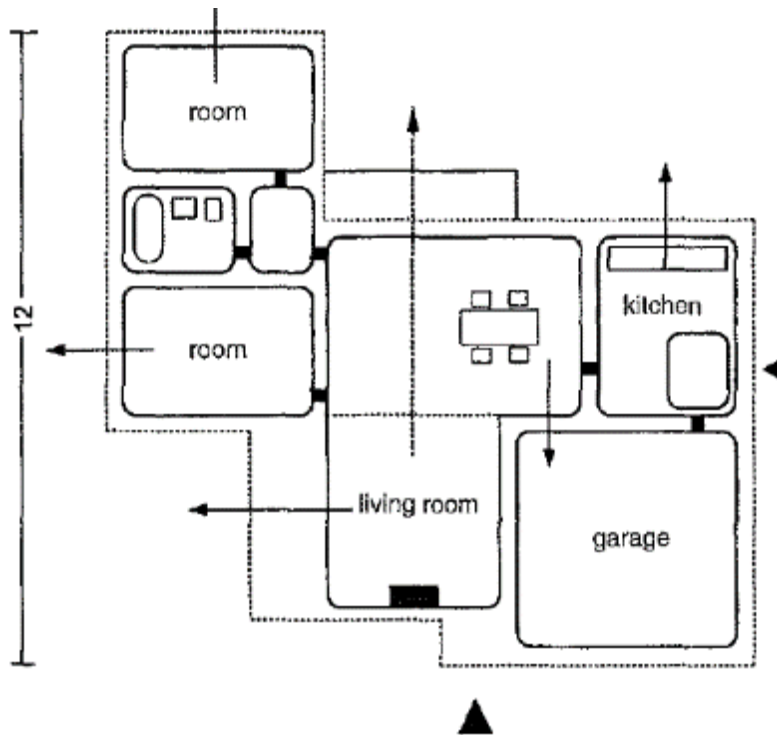


0 2 10

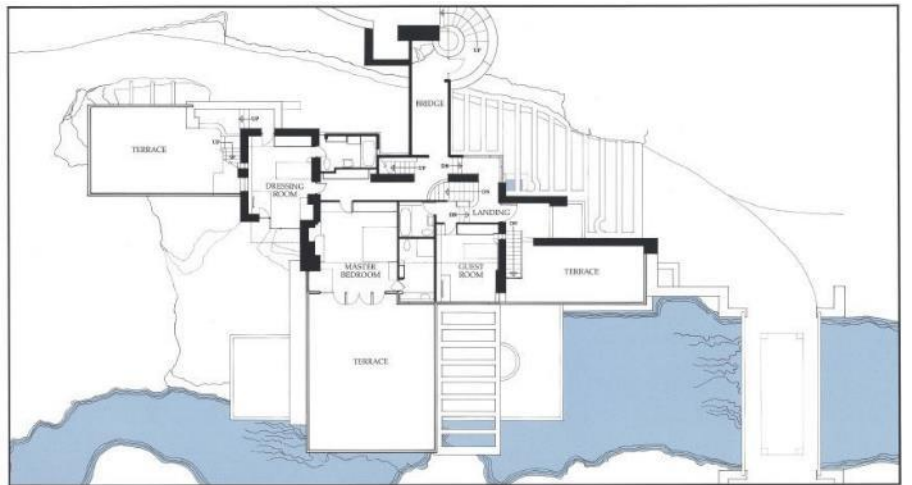
<https://www.archdaily.com/897525/learn-about-open-floor-plans-via-these-6-iconic-residences>

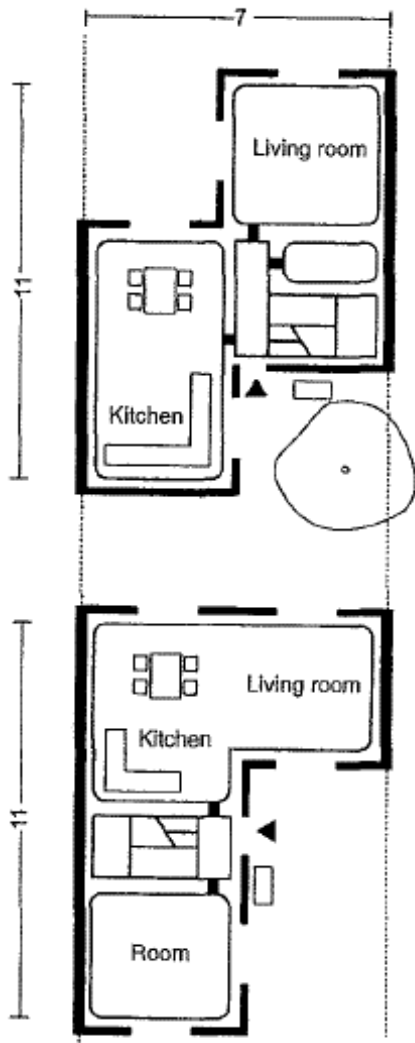
# Σχεδιασμός κάτοψης

«Ροϊκή» κάτοψη

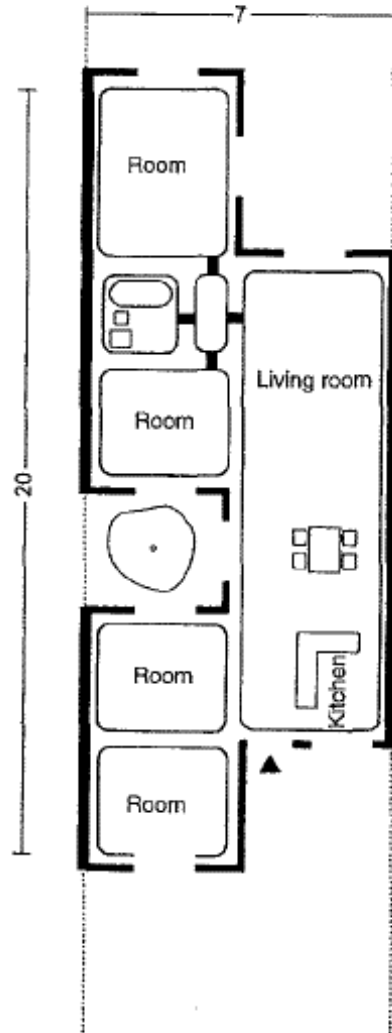


4 The flowing floor plan

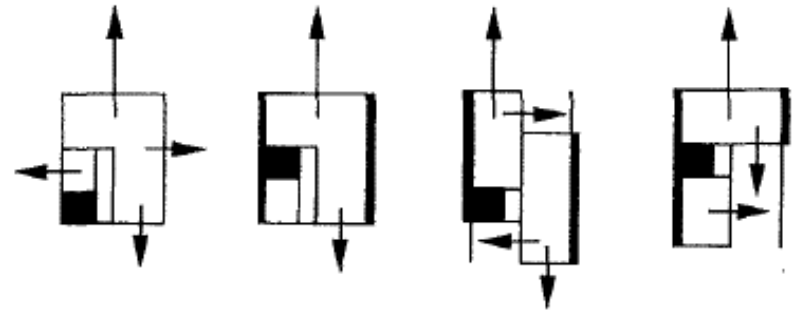




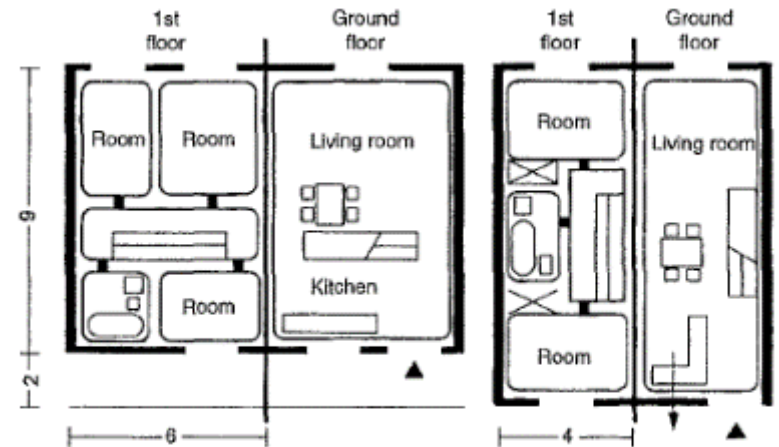
3 Staggered and angled terraced houses



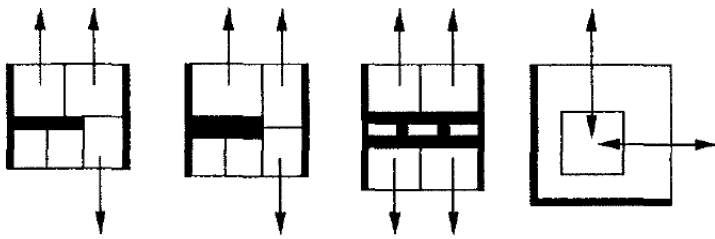
4 Patio house



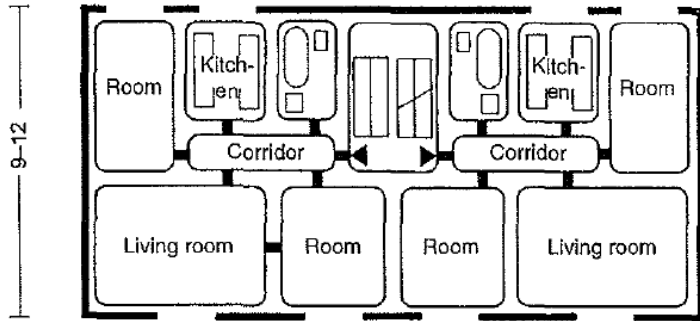
5 Detached and non-detached house types



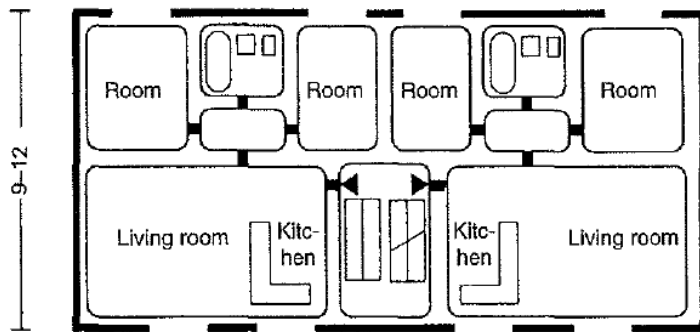
2 Gallery access house, terraced house (minimum dimensions)



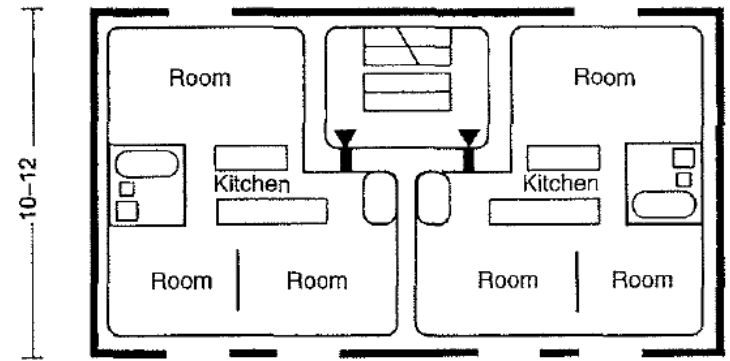
5 Typological development from central corridor to all-purpose room



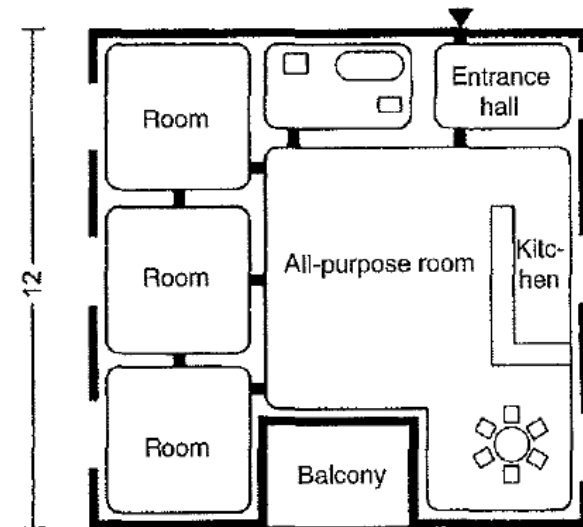
1 Classic plan with two flats per floor and central corridor



2 Grouped room floor plan



3 Central function zone



4 Centre as all-purpose room



---

# Εισαγωγή

Εργονομία

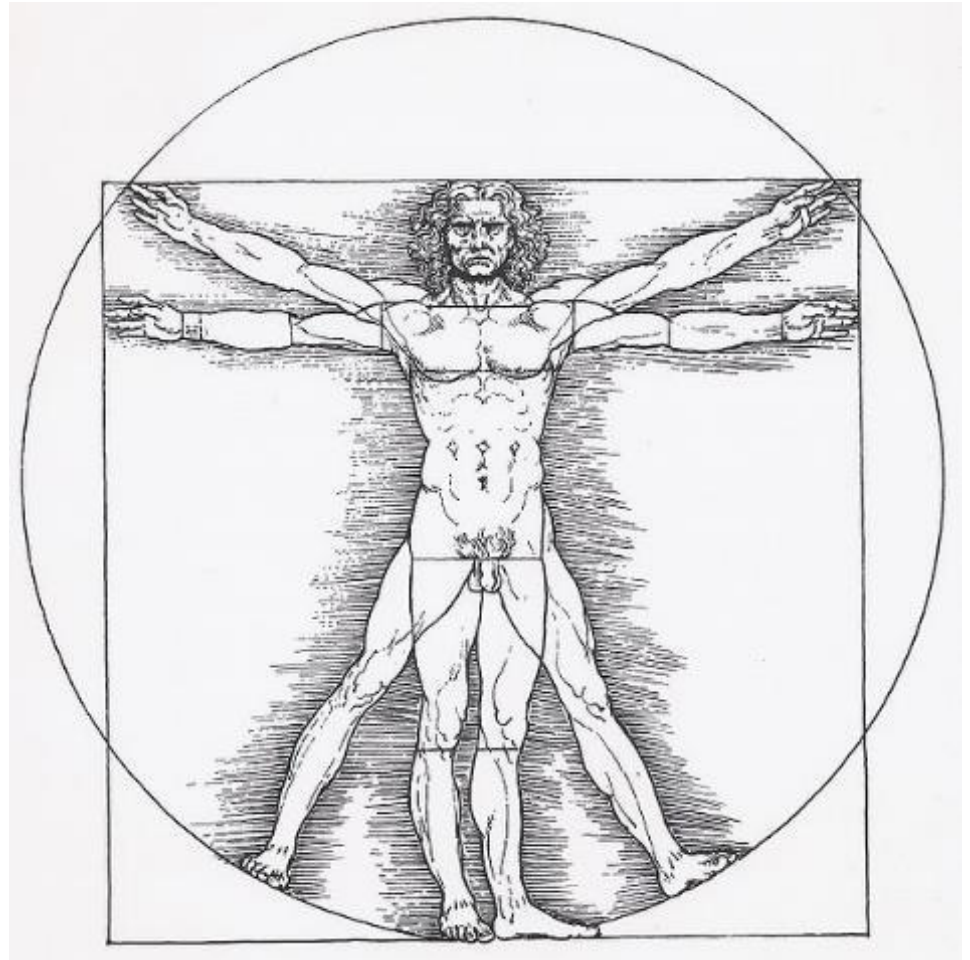
# Εργονομία

**Εργονομία** είναι η επιστήμη που έχει ως στόχο την επιστημονική οργάνωση της εργασίας.

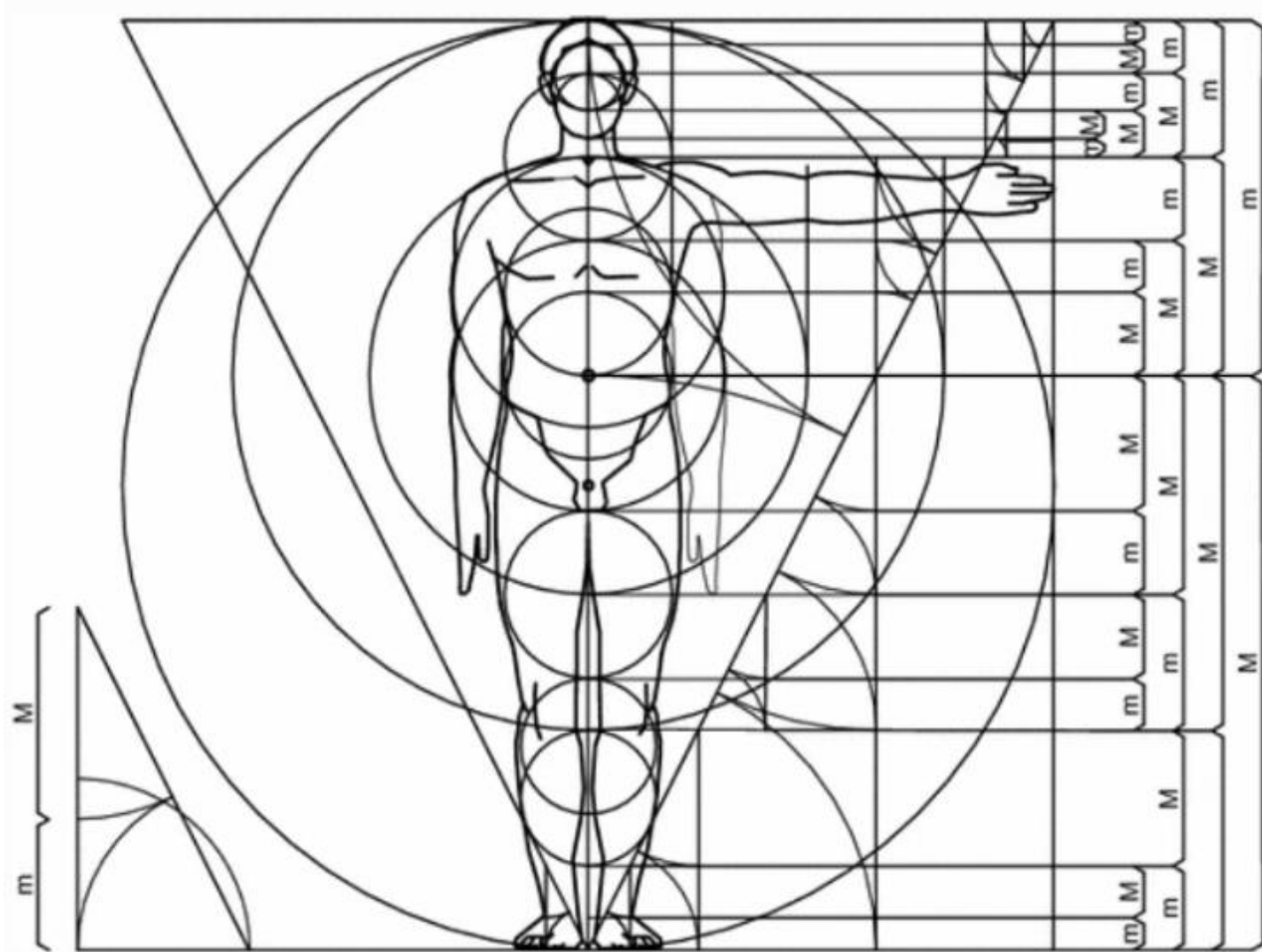
Καταγραφή:

- των ελάχιστων (minimum) διαστάσεων των επίπλων
- των αποστάσεων που πρέπει αυτά να έχουν μεταξύ τους (εργονομικά μεγέθη),

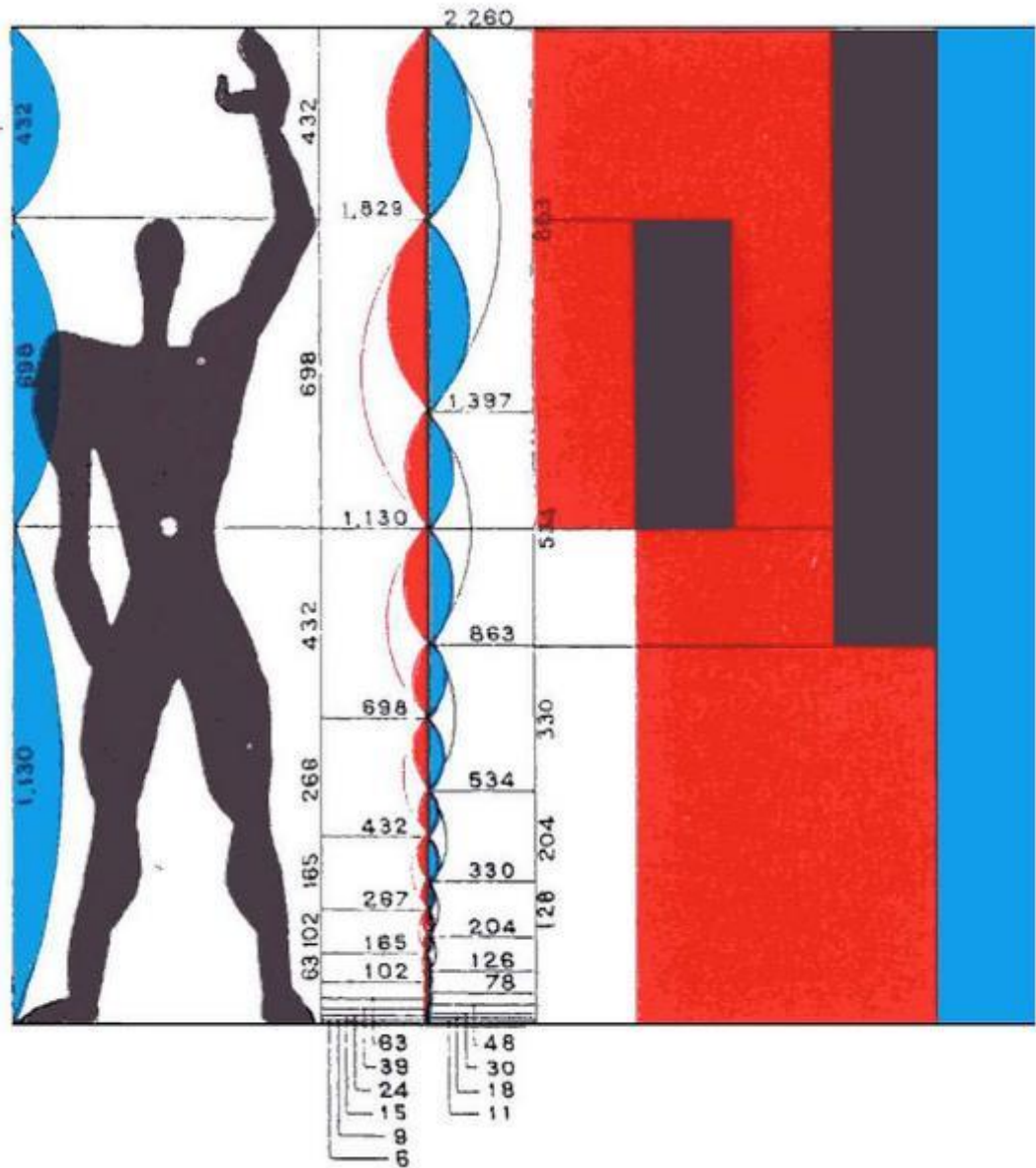
ώστε να διευκολύνουν τις ανθρώπινες δραστηριότητες, λαμβάνοντας πάντα ως βάση τις διαστάσεις του ανθρωπίνου σώματος (μέσος άνδρας και μέση γυναίκα).




Βιτρούβιος άνθρωπος \_ Leonardo Da Vinci



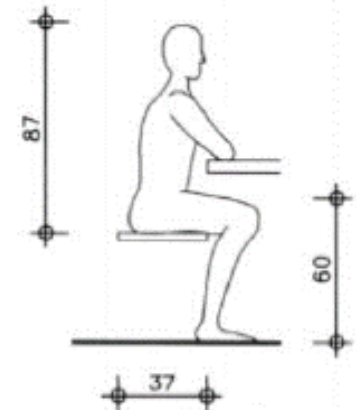
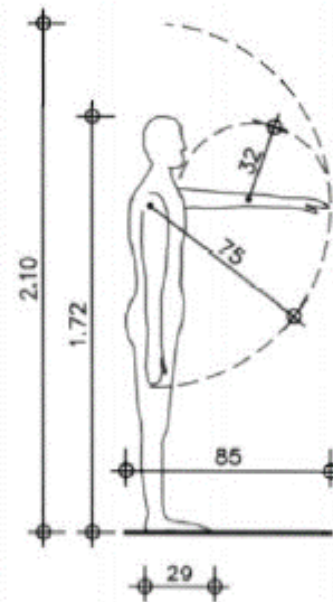
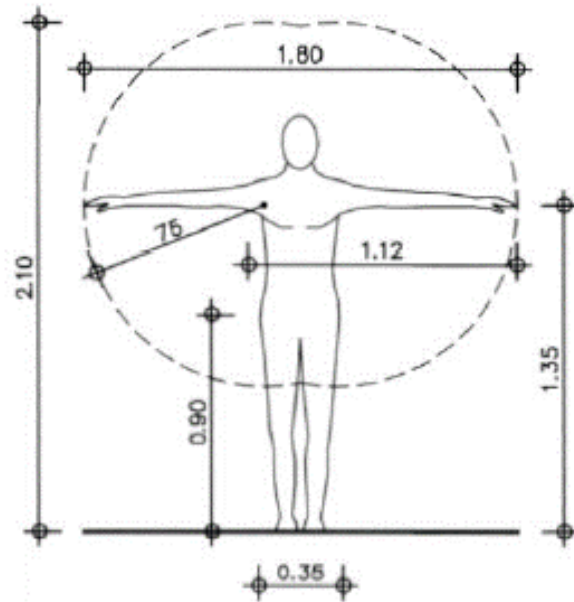
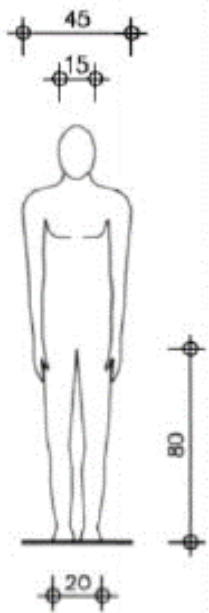
Οι ανθρώπινες αναλογίες του Neufert από τον Zeising με γεωμετρική διαίρεση του μήκους με βάση τη χρυσή τομή

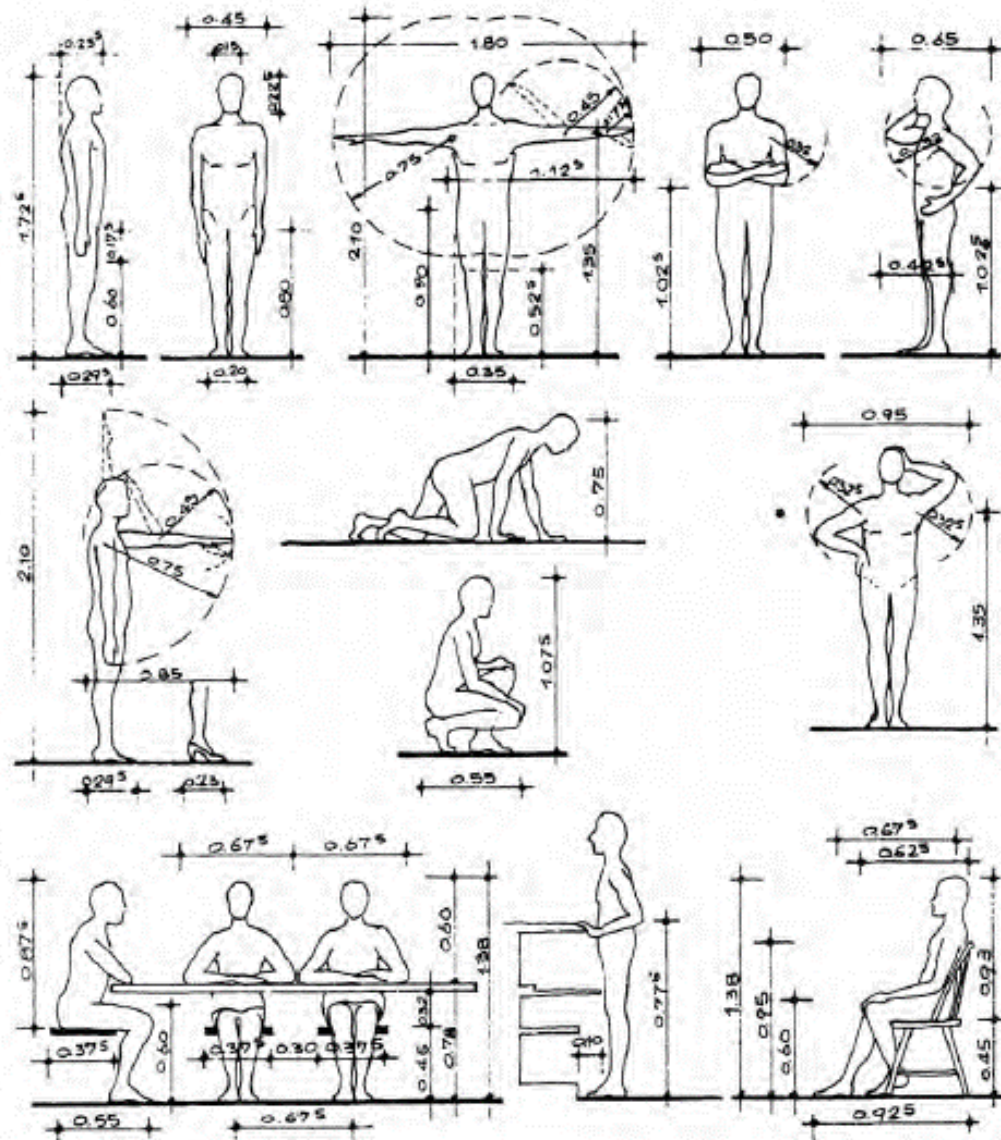


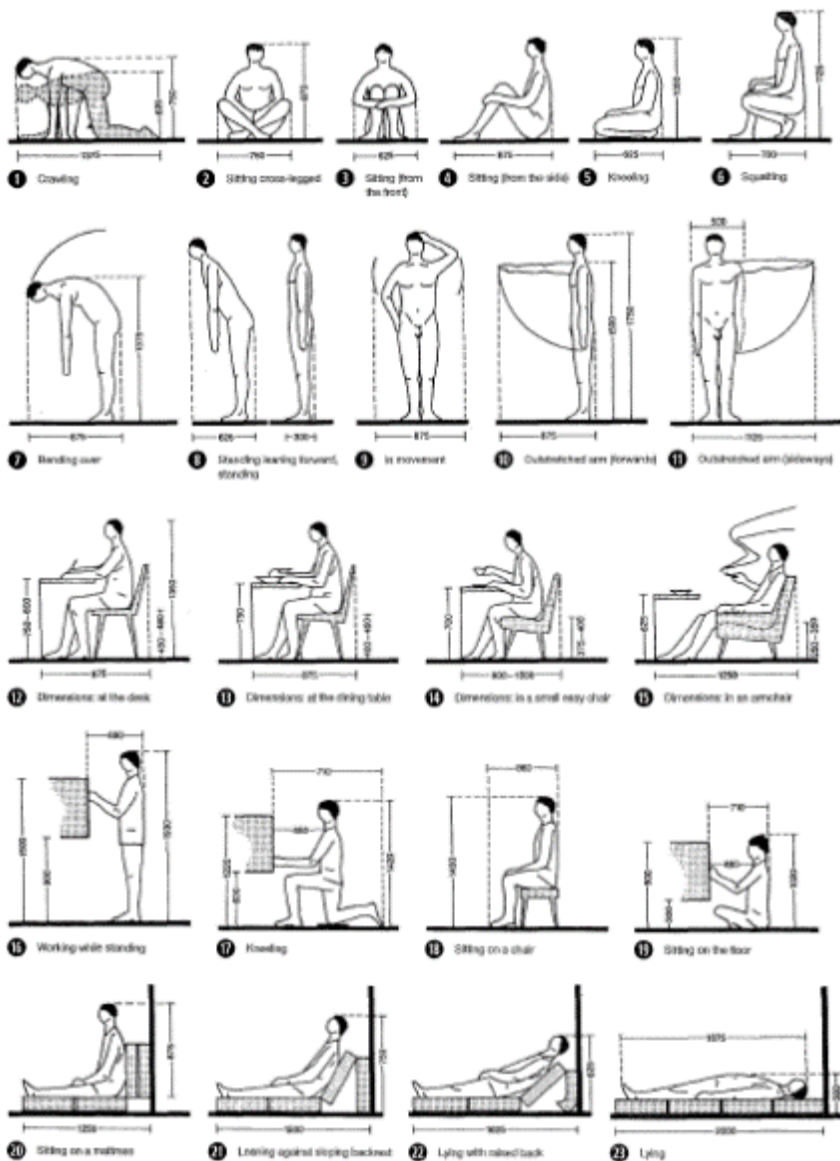
Modulor \_ Le Corbusier



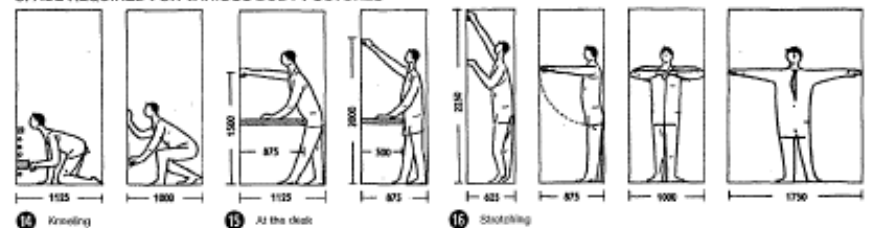
[https://commons.wikimedia.org/wiki/File:Modulor\\_measurements.svg](https://commons.wikimedia.org/wiki/File:Modulor_measurements.svg)







SPACE REQUIRED FOR VARIOUS BODY POSTURES



SPACE REQUIRED WITH HAND LUGGAGE



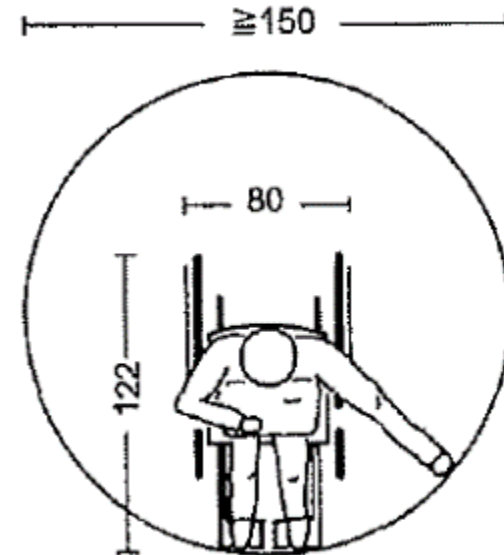
SPACE REQUIRED WITH WALKING STICK AND UMBRELLA



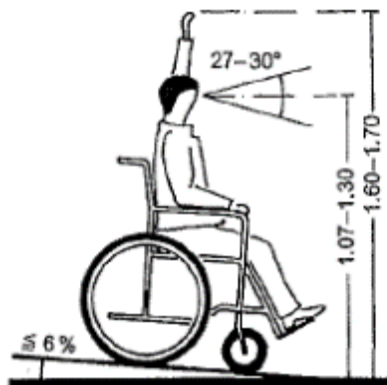


# Προσβασιμότητα

Η εργονομία έχει μεγάλη σχέση και με την προσβασιμότητα και τη διευκόλυνση της μετακίνησης, αλλά και της χρήσης των διαφορετικών χώρων από εμποδιζόμενα άτομα (Α.μεΑ.)



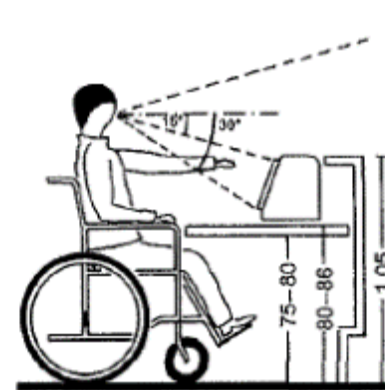
12 Minimum turning space



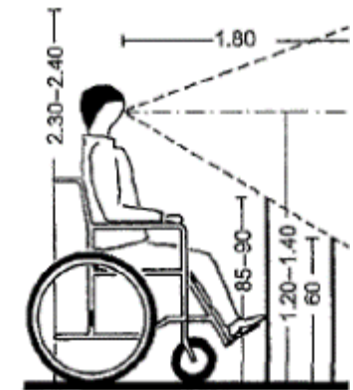
5 Wheelchair on slope



6 On stairs



7 Computer workplace



8 At a window

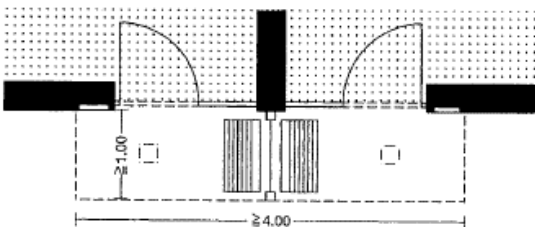
# Είσοδος

Σε μια πολυκατοικία –ή σε μια κατοικία σε περισσότερα επίπεδα– ο χώρος εισόδου περιλαμβάνει: είσοδο, κλιμακοστάσιο και ανελκυστήρα.

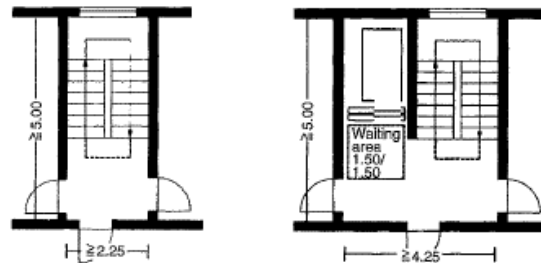


5 Roofed entrance

6 Recessed entrance

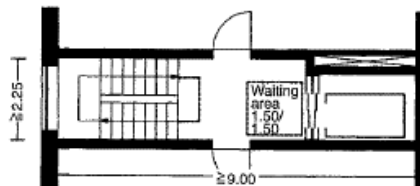


7 Two entrances under a common projecting roof

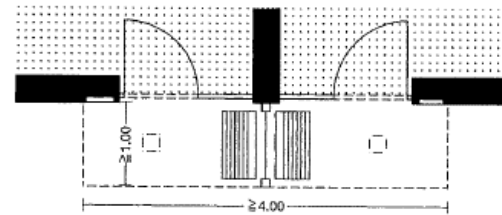


9 Staircase with two-flight stairs; three flats per floor

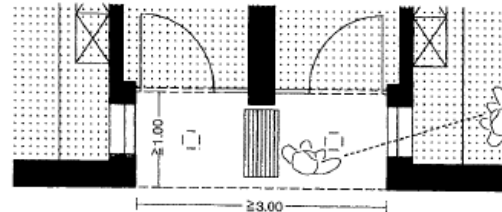
10 Parallel arrangement of stairs and lift; three flats per floor



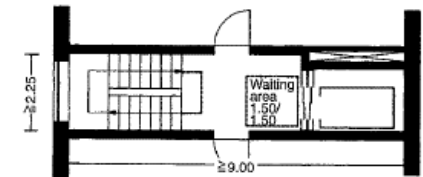
11 Opposed arrangement of stairs and lift; two flats per floor



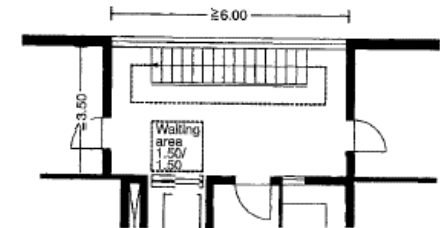
7 Two entrances under a common projecting roof



8 Semi-detached houses with common entrance area



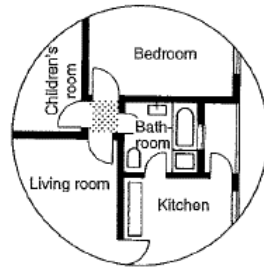
11 Opposed arrangement of stairs and lift; two flats per floor



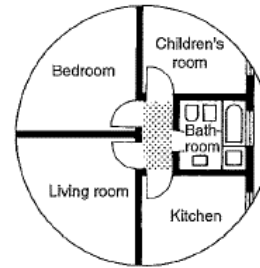
12 Single-flight stairs, displaced arrangement of stairs and lift

# Διάδρομος

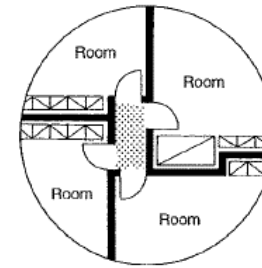
Σε μια κατοικία ή σε ένα διαμέρισμα, ο διάδρομος αποτελεί το στοιχείο πρόσβασης στους διαφορετικούς χώρους και διανομής των κινήσεων.



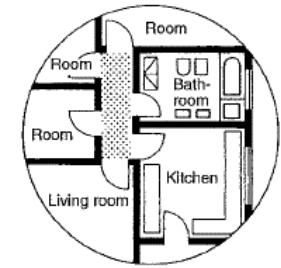
3 1 m<sup>2</sup> corridor as the node between four rooms



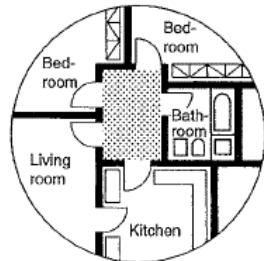
4 2 m<sup>2</sup> corridor: four rooms, otherwise as 3



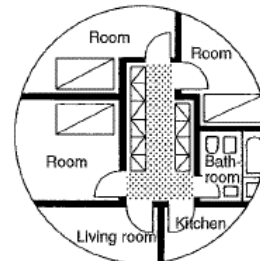
9 2 m<sup>2</sup> corridor: four rooms with built-in cupboards and beds



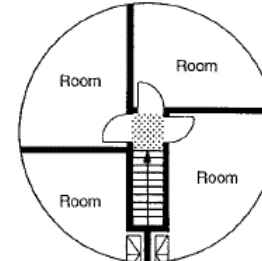
10 3 m<sup>2</sup> corridor: six rooms



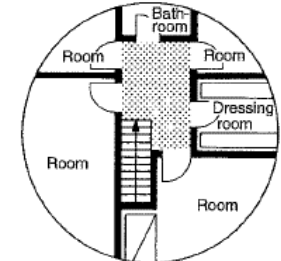
5 4 m<sup>2</sup> corridor: five rooms and built-in cupboards



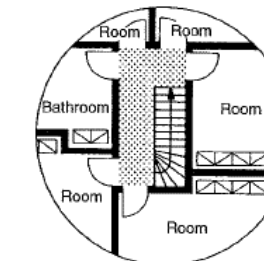
6 5.2 m<sup>2</sup> corridor: six rooms with some built-in cupboards and beds



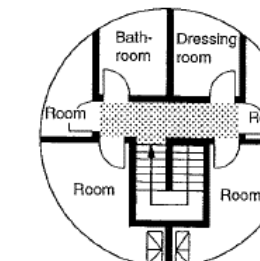
11 1 m<sup>2</sup> corridor: three large rooms at the end of a flight of stairs



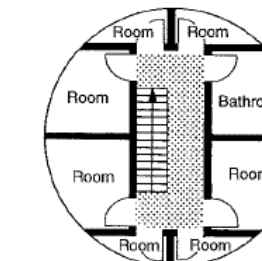
12 5 m<sup>2</sup> corridor: four large and two small rooms (bathroom, changing room)



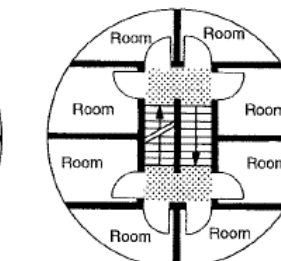
7 5 m<sup>2</sup> corridor: five rooms and one bathroom



8 4 m<sup>2</sup> corridor: four rooms, one bathroom and one dressing room




















































































13 7 m<sup>2</sup> corridor: eight rooms with single-flight stairs



14 4 m<sup>2</sup> corridor: eight rooms with floors on different levels

# Εργονομία Ελάχιστα μεγέθη

Διαδοχικά μεγέθη βασικών  
στοιχείων κατοικίας:  
1 καθιστικό,  
1 υ/δ γονέων,  
1 υ/δ παιδιού

		DEPTH								
		8.50	8.89	9.28	9.67	10.06	10.45	10.84	11.23	11.62
WIDTH	7.70	 65.5	 68.38							
	8.20	 69.3	 72.88							
	8.70		 75.38	 80.38	 83.68					
	9.20			 85.18	 88.88	 92.38				
	9.70				 93.38	 97.18	 100.38			
	10.20					 102.38	 105.88	 109.88		
	10.70						 112.88	 116.88	 120.88	
	11.20							 121.38	 125.88	 129.38
	11.70								 129.88	 134.88

# Εργονομία - Ελάχιστα μεγέθη



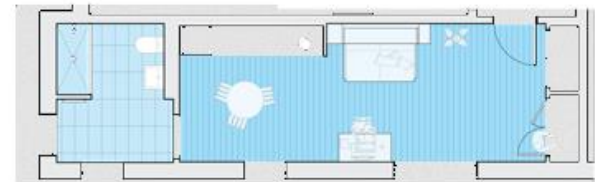
**TYPE A (30 UNITS)**  
302 SF (VARIES)



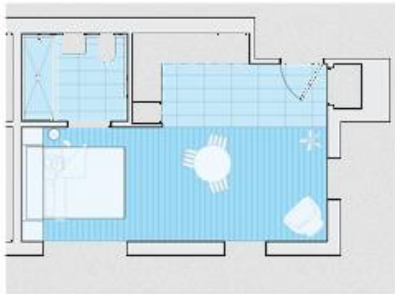
**TYPE B (6 UNITS)**  
355 SF



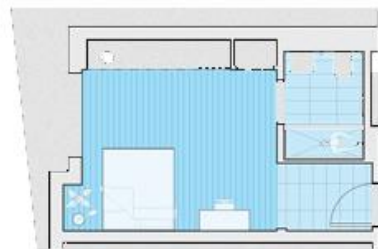
**TYPE C (6 UNITS)**  
302 SF



**TYPE D (6 UNITS)**  
360 SF



**TYPE E (4 UNITS)**  
323 SF (VARIES)




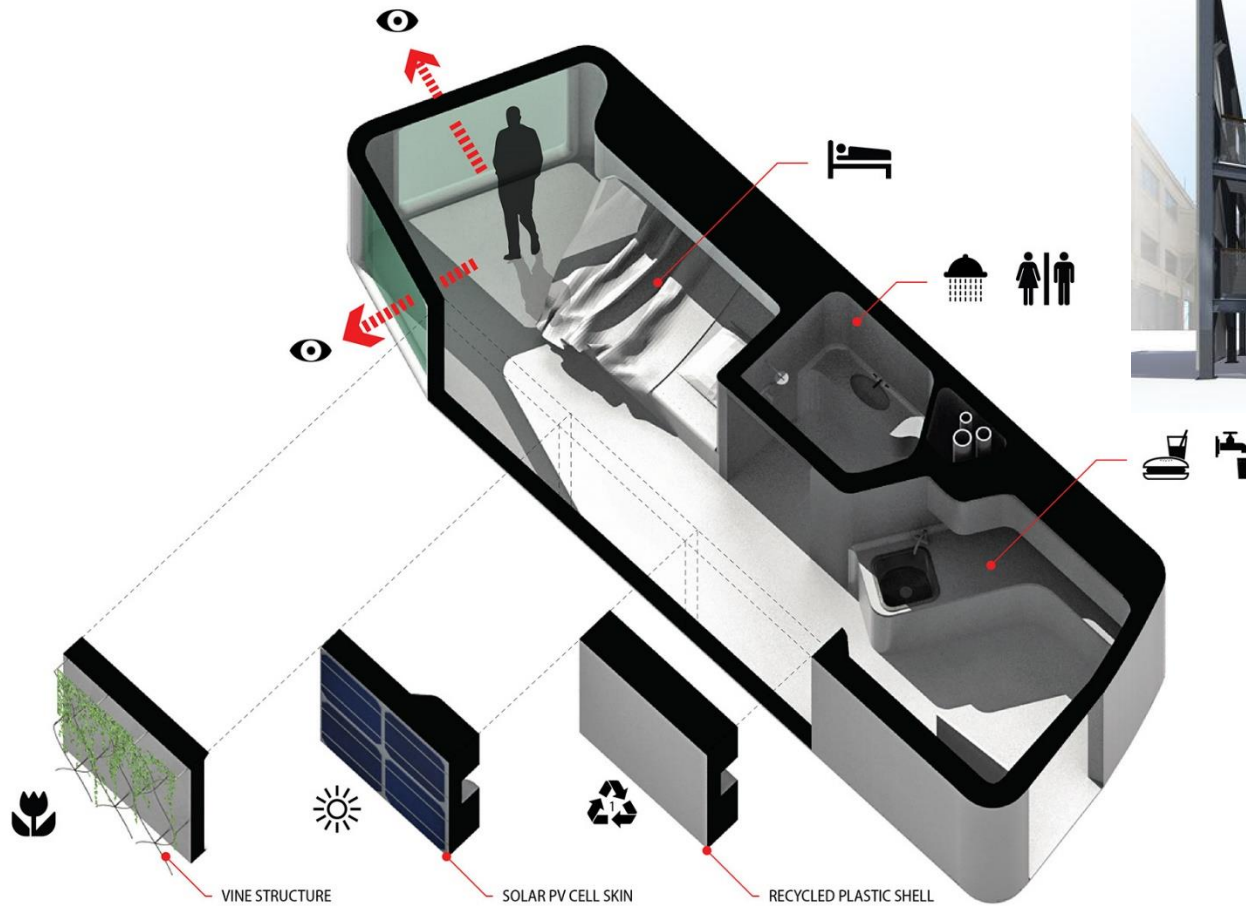
**TYPE F (2 UNITS)**  
273 SF



**TYPE G (1 UNIT)**  
300 SF

Carmel Place / My Micro NY Tower, Narchitects

# Εργονομία - Ελάχιστα μεγέθη



upLIFT, Eugene Lubomir

<https://eugene-lubomir.com/uplift>

# Εργονομία – Πολυλειτουργικότητα



Unfolding apartment | Tiny origami apartment, Manhattan, NY

<https://laughingsquid.com/unfolding-apartment-a-tiny-origami-apartment-in-manhattan/>





# Εργονομία – Πολυλειτουργικότητα



Ανακαίνιση διαμερίσματος

<https://oblq.org/>





Και τώρα η σειρά σας!